



### ES120C

### Description

The ES120C is a pyroelectric sensor that permits independent of the wavelength of the incidence radiation, the direct transformation of a radiation energy pulse into a voltage pulse. The ES120C sensor head is built strictly on a coaxial basis and is therefore extremely insensitive to interference from electromagnetic radiation like from a pulsed gas laser.

The ES120C has an aperture diameter of 20 mm, for best performance it is recommended to choose a sensor with an area slightly larger than the beams cross section. The active sensor area is coated with a black absorber layer which possesses an almost constant absorption in the wavelength range from 185 nm to 25  $\mu\text{m}$ . An EPROM located in the BNC to DE-9 mating adapter will store the spectral response calibration parameter required to provide an accurate energy reading.

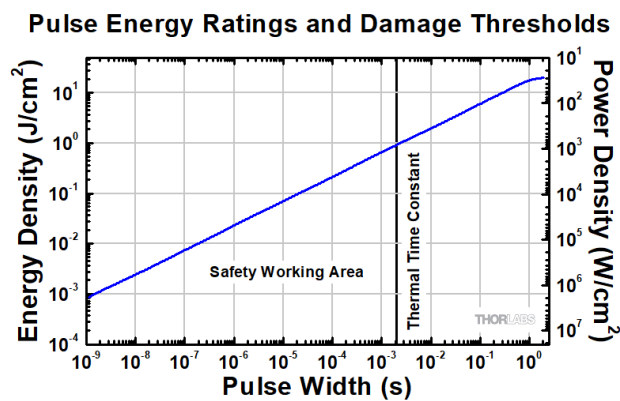
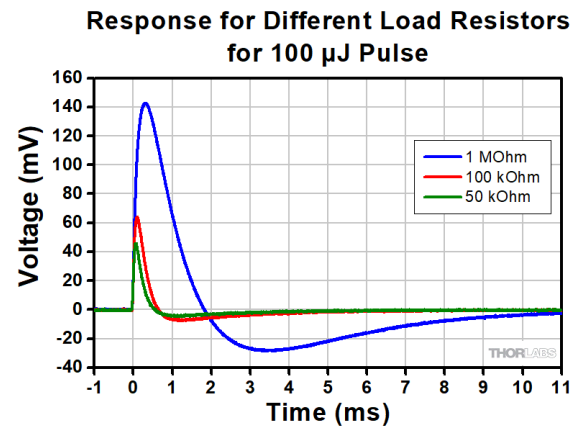
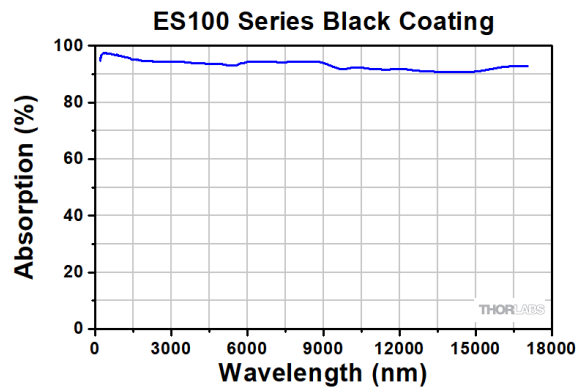
The ES120C housing includes an 8-32 threaded mounting hole to accommodate posts and post holders. For electrical insulation of the sensor a metric and an imperial post adapter is included.

The ES120C can directly connect to an Oscilloscope with 1 M $\Omega$  input resistance via the BNC connector. To accommodate higher repetition rates, the load resistance can be reduced, a calibration value for a 100 k $\Omega$  resistor is given with the sensor certificate of calibration.

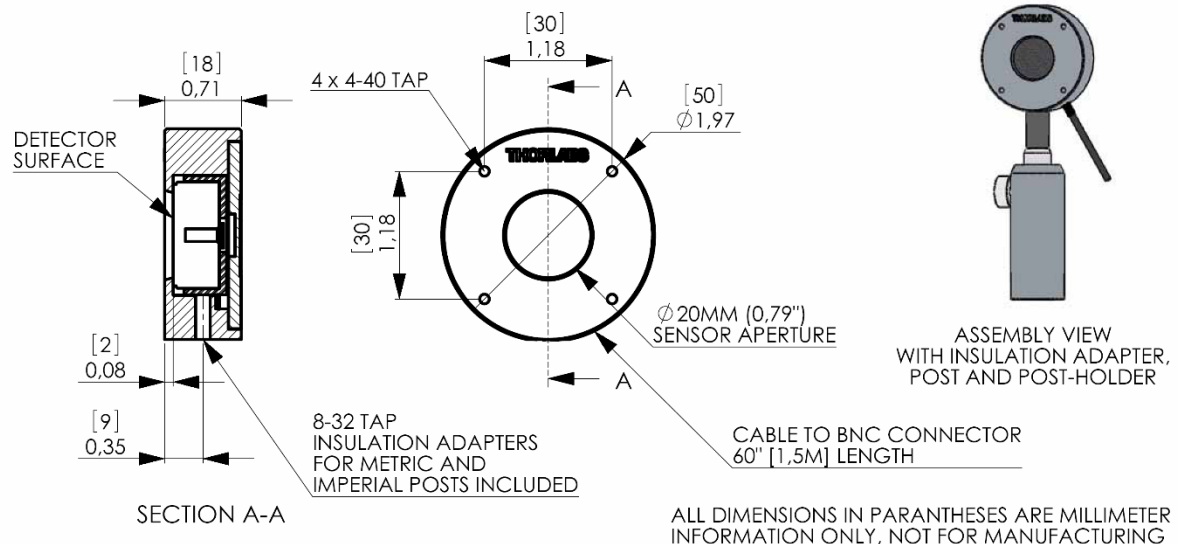
### Specifications

Technical Specifications	
Energy Range	100 $\mu\text{J}$ - 500 mJ
Resolution	1 $\mu\text{J}$
Wavelength Range	185 nm - 25 $\mu\text{m}$
Max. Repetition Rate (@ 1M $\Omega$ Load Resistor)	30 Hz
Application	Energy Measurement from Short Pulsed Lasers with Pulse Length from sub-ns up to ms
Detector Type	Pyroelectric Sensor
Coating	Black Broadband
Detector Size (Active Area)	$\varnothing 20$ mm (0.79")
Distance Frontface to Detector	2 mm (0.08")
Measurement Uncertainty	+/- 5% @ 185 nm - 25 $\mu\text{m}$
Linearity	+/- 1%
Max. Average Power	0.15 W
Max. Power Density	8 MW/cm <sup>2</sup> (10 ns Pulse)
Max. Pulse Energy Density	0.15 J/cm <sup>2</sup>
Thermal Time Constant	20 ms
Cooling	Convection
Sensor Dimensions	$\varnothing 50 \times 18$ mm <sup>2</sup>
Connector Cable Length	1.5 m
Connector	BNC male / DE-9 male, Adapter Included
Mounting and accessories	4 x #4-40 Cage Threads
Post	#8-32 Mounting Thread, Insulation Adapters for Metric and Imperial Posts Included
Weight	0.15 kg
Compatible Consoles	PM100D, PM400, PM320E
Compatible Interfaces	PM103, PM103A, PM103U, PM100USB

## Typical Performance Plots



## Drawings



BNC Male / DE-9 Male Adapter



## Available Accessories

The ES120C is compatible to the Thorlabs imperial and metric post and post-holder series. For attaching fiber adapters or other optics four UNC 4-40 threads that are compatible with the Thorlabs 30mm cage system are arranged around the detector area.

## Cleaning and Maintenance

There are no serviceable parts in the ES120C head. The housing may be cleaned by wiping with a soft damp cloth. The sensor on the pyroelectric heads cannot be cleaned. Gently blow off any debris using compressed air. If any scratches or other signs of damage remain on the sensor area, contact Thorlabs service department for repair or replacement. If you suspect a problem with your ES120C please call Thorlabs and an engineer will be happy to assist you.

As long as the sensor has not been exposed to excessive optical power, the calibration should be very stable over long periods of time (well over a year). However, the detector should be calibrated once a year to ensure accuracy.

